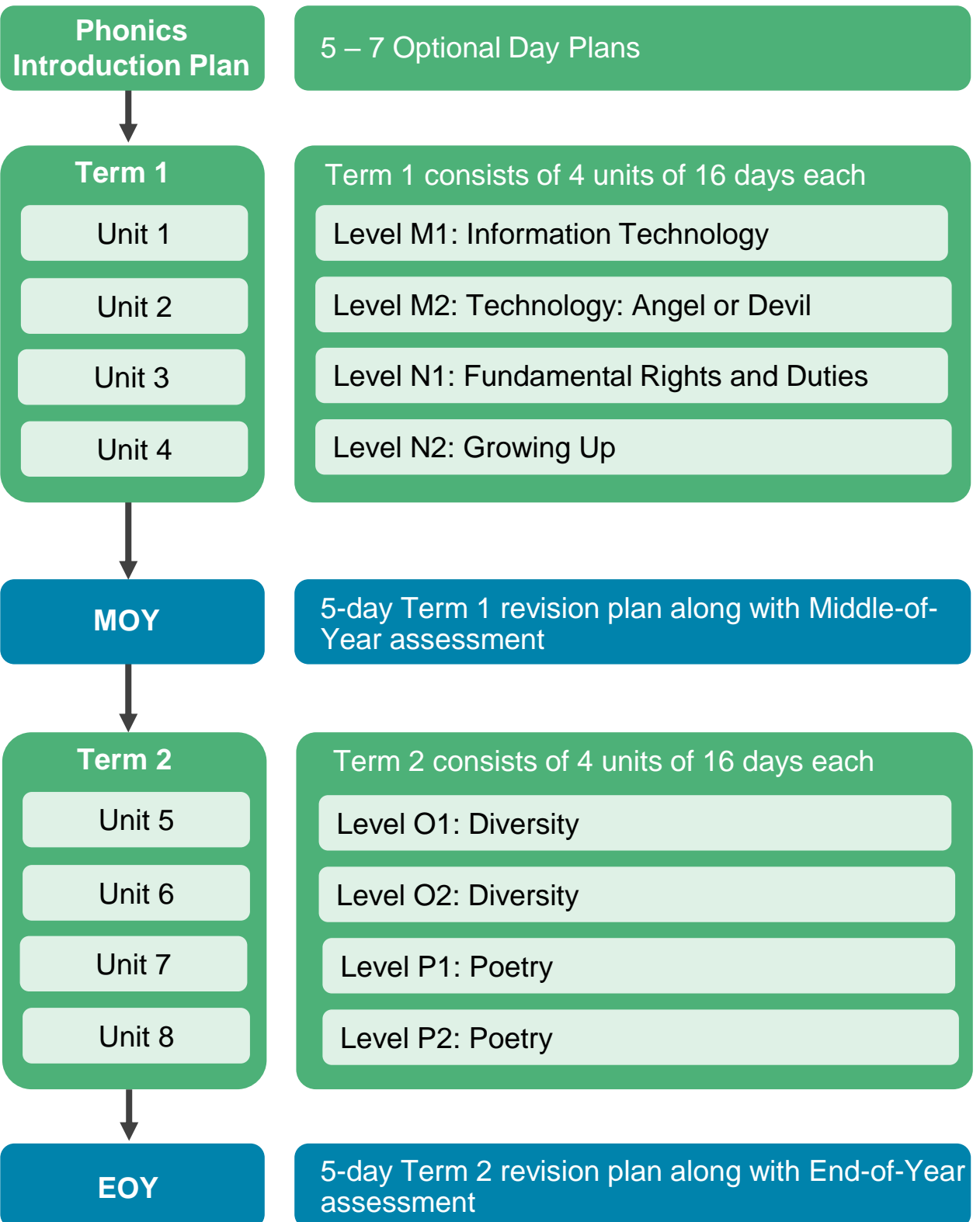






Learning Journey for the Year

Dear teachers, the table below summarises the learning journey you will cover with your students this year.



Detailed Syllabus for the Year

The units covered in each term during the academic year is listed below. Term 2 units will be visible on the tab after the completion of MOY.

TERM 2	Unit 1 Level M1	Unit 2 Level M2	Unit 3 Level N1	Unit 4 Level N2
 PHONICS	<ul style="list-style-type: none"> Read and spell words with silent letters. 			Phonics ends with Level M2.
 WHOLE WORDS	<ul style="list-style-type: none"> Read, spell, and use 30 new high-frequency words. 			Guess the meanings of new words and use them correctly.
 READING AND LISTENING COMPREHENSION	<ul style="list-style-type: none"> Identify the main idea and support it with evidence (newspaper clippings, commercials, and subtitles on TV). Distinguish between cause and effect. Use clues from charts, images, and graphs to explain a passage. Draw conclusions from articles or news pieces. 		<ul style="list-style-type: none"> Identify the main idea and supporting details in a story. Identify the problem and solution in a story. Draw conclusions from stories. Make judgements about solutions in stories. Make text-to-self connections. Express personal perspectives with justification. Describe internal character traits. Compare and contrast characters. 	
 GRAMMAR	<ul style="list-style-type: none"> Create sentences in different tenses. Use different types of adverbs. 			<ul style="list-style-type: none"> Use determiners and simple quantifiers. Identify and use different types of adjectives.
 WRITING AND SPEAKING EXPRESSION	<ul style="list-style-type: none"> Write an information report. Write advertisements and commercial communication. 			<ul style="list-style-type: none"> Write informal letters and diary entries. Create posters to communicate a message.
 GENERAL AWARENESS	<ul style="list-style-type: none"> Learn about scientific discoveries and technology. 			<ul style="list-style-type: none"> Learn about certain fundamental rights and duties mentioned in the Constitution of India. Learn about bullying, emotions, and friendship as a part of growing up.
 THINKING SKILLS	<ul style="list-style-type: none"> Ask questions showing curiosity about new ideas and experiences. Reflect on their learning. 			<ul style="list-style-type: none"> Understand and attempt to solve real-world problems. Reflect on their learning.
 COMMUNICATION SKILLS	<ul style="list-style-type: none"> Analyse information from multiple sources. Communicate ideas and thoughts effectively. 			<ul style="list-style-type: none"> Present information to an audience. Communicate ideas and thoughts effectively.
 COLLABORATION SKILLS	<ul style="list-style-type: none"> Work with others to complete a task. 			<ul style="list-style-type: none"> Resolve conflicts or disagreements better. Work with others to complete a task. Explore new ideas, and perspectives, and accept feedback.

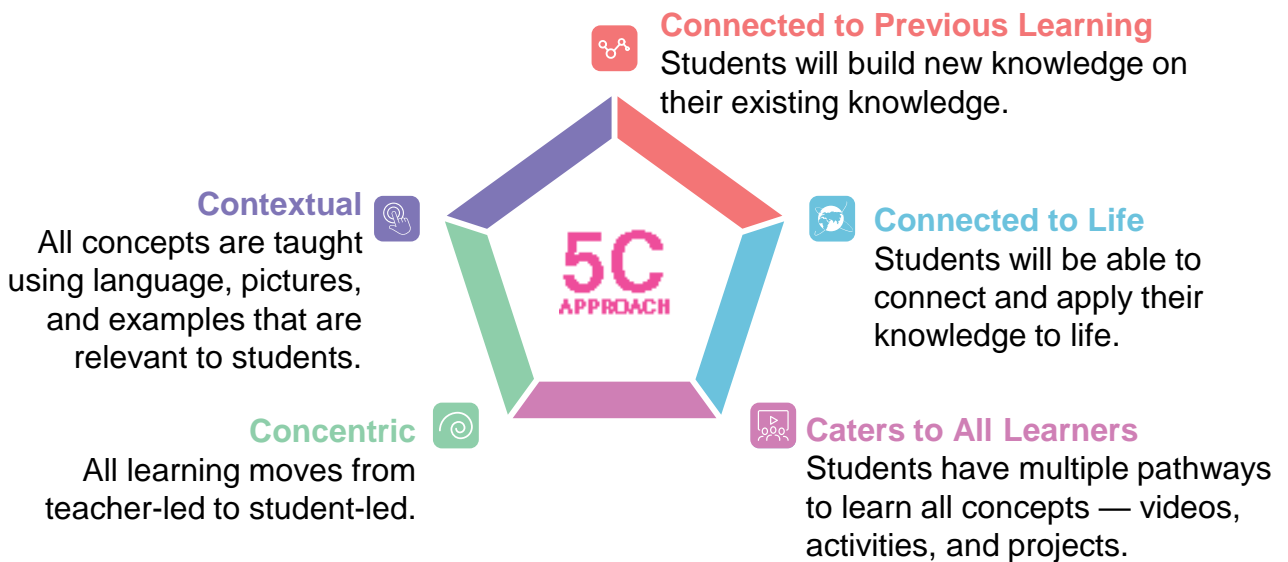
Detailed Syllabus for the Year

TERM 2	Unit 5 Level O1	Unit 6 Level O2	Unit 7 Level P1	Unit 8 Level P2
 PHONICS	<ul style="list-style-type: none"> Phonics ends with Level M2. 	<ul style="list-style-type: none"> Phonics ends with Level M2. 		
 WHOLE WORDS	<ul style="list-style-type: none"> Guess the meanings of new words and use them correctly. Write the spellings of high-frequency words. 	<ul style="list-style-type: none"> Guess the meanings of new words and use them correctly. Differentiate between figurative and literal language. Create and use similes and metaphors. 		
 READING AND LISTENING COMPREHENSION	<ul style="list-style-type: none"> Identify the author's purpose and provide justification. Express personal perspective with justification. Identify and study characters and their actions. Make and check predictions. Identify different perspectives on a similar topic. Summarise the different ideas and viewpoints present in a story or an article. 	<ul style="list-style-type: none"> Differentiate between poetry and prose. Identify stanzas, lines, and the rhyme scheme of a poem. Make text-to-self connections. Identify imagery and the main idea in a poem. Identify the purpose of a poem and the speaker. Differentiate between similes and metaphors. 		
 GRAMMAR	<ul style="list-style-type: none"> Identify different tenses and create sentences. Use modals to convey different meanings. 	<ul style="list-style-type: none"> Identify and write different types of sentences. Use question marks and exclamation marks in sentences. Use connectors for cause and effect. 		
 WRITING AND SPEAKING EXPRESSION	<ul style="list-style-type: none"> Write personal narrative incidents and stories. Narrate and enact a story using visuals. 	<ul style="list-style-type: none"> Write a poem with the given rhyme scheme and imagery. Recite a poem in front of an audience. 		
 GENERAL AWARENESS	<ul style="list-style-type: none"> Learn about diversity and the different opinions that people might have on a topic. 	<ul style="list-style-type: none"> Learn different types of poems. 		
 THINKING SKILLS	<ul style="list-style-type: none"> Ask questions showing curiosity about new ideas and experiences. Reflect on their learning. 	<ul style="list-style-type: none"> Reflect on their learning. Understand and attempt to solve real world problems. 		
 COMMUNICATION SKILLS	<ul style="list-style-type: none"> Communicate ideas and thoughts effectively. 	<ul style="list-style-type: none"> Communicate ideas and thoughts effectively. Present information to an audience. 		
 COLLABORATION SKILLS	<ul style="list-style-type: none"> Explore new ideas, and perspectives, and accept feedback. 	<ul style="list-style-type: none"> Explore new ideas, and perspectives, and accept feedback. 		

The LEAD Method

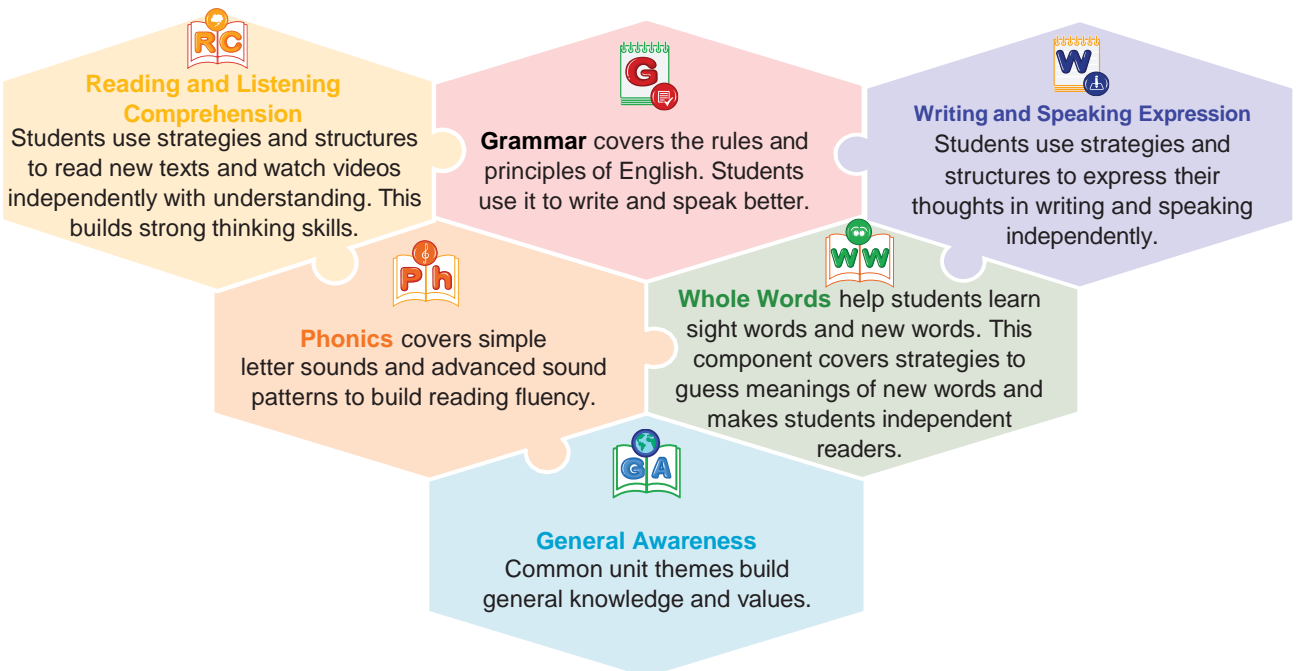
The details below show the LEAD Method that you will be following with your students.

1. 5Cs Approach: Every concept is taught through the 5Cs approach.



2. Component-Based Approach

The 5 deeply connected components of ELGA® together build strong English language skills.



3. Accelerated Learning

Our advanced technology system helps identify students' current skill level and groups them in the ELGA® class best for them. All ELGA® classes provide opportunity for accelerated learning, where students can build skills of more than one year within one school year.

Important Icons

Icons and Features of the Books.

1. Component Icons

Provides information about the components covered in a unit



Phonics



Whole Words



Reading and
Listening
Comprehension



Grammar



Writing and
Speaking
Expression



This icon in the WS indicates higher order thinking skill questions.

2. Life Skills Icons

Provides information about focused activities and tasks meant to develop important 21st Century Life Skills.



Think

Indicates questions that make students think in different ways



Communicate

Indicates activities and opportunities to build communication skills to help students express themselves well




Collaborate

Indicates activities that strengthen students' collaboration skills to work well with others

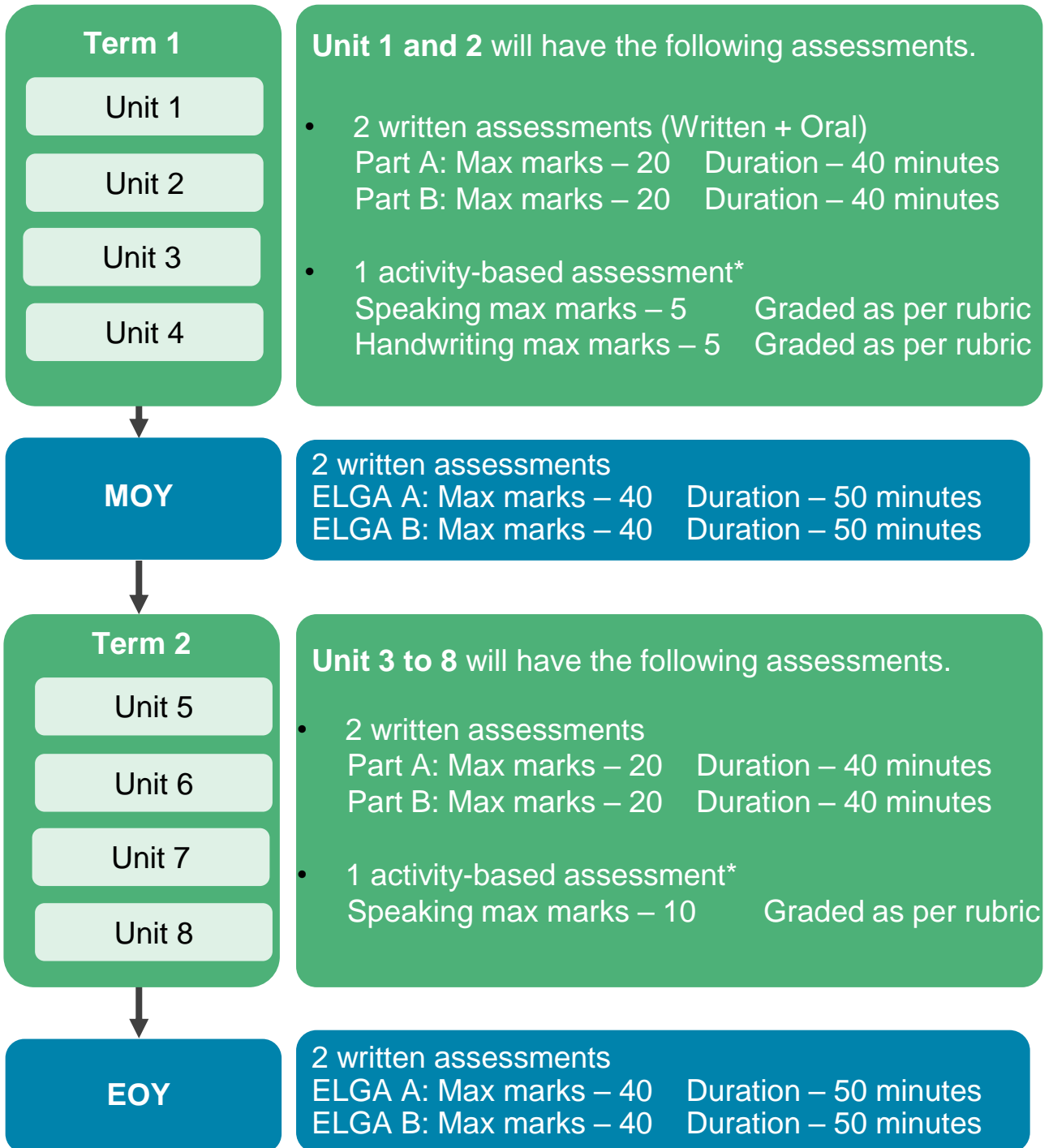
3. QR Codes

Students can access important videos at home by scanning these codes using the LEAD Student App



Assessment Structure for the year

The objective of assessments is to check if all students have understood the concept and can apply their learning. Based on assessment data, it is very important to do strong remedials using LEAD remedial recommendation before progressing forward. LEAD prescribes the following assessments:



*This is aligned with NEP 2020's recommendations to include activity-based assessments in primary grades.

Assessment Framework

Unit Assessments

Units 1 and 2 written assessments have the following structure.

PART A		PART B	
Vocabulary and Writing		Reading Comprehension and Grammar	
Phonics and Whole words	10 marks	Reading Comprehension*	8 marks
Writing	5 marks	Grammar	7 marks
Oral		Oral	
Phonics, Whole words and Identification	5 marks	Reading Comprehension	5 marks
Total	20 marks	Total	20 marks

Units 3 to 8 written assessments have the following structure.

PART A		PART B	
Vocabulary and Writing		Reading Comprehension and Grammar	
Whole words	10 marks	Reading Comprehension*	10 marks
Writing	10 marks	Grammar	10 marks
Total	20 marks	Total	20 marks

*The text in the reading comprehension section will be an unseen passage covering vocabulary from the units which students have already learnt. This is to ensure that we are testing students on their ability to read and understand independently. Since ELGA is a skill-based program, by design we do not ask questions from the texts in the book.

Assessment Framework

MOY & EOY Assessments

MOY and EOY assessments will have the following structure.

ELGA A		ELGA B	
Vocabulary and Writing		Reading Comprehension and Grammar	
Phonics and Whole words	20 marks	Reading Comprehension*	20 marks
Writing	20 marks	Grammar	20 marks
Total	40 marks	Total	40 marks

*The text in the reading comprehension section will be an unseen passage covering vocabulary from the units which students have already learnt. This is to ensure that we are testing students on their ability to read and understand independently. Since ELGA is a skill-based program, by design we do not ask questions from the texts in the book.

Spiraling in Assessments

- In MOY – 100% questions will be from Term 1 Units.
- In EOY – 75% questions will be from Term 2 Units, and 25% will be from Term 1 Units.
- In Unit Assessments – In units 2, 4, 6 and 8, 90% of the questions will be from the unit and 10% questions will be from the previous unit, that is, unit 1, 3, 5 and 7. This is to help students practise concepts and be better prepared for MOY and EOY.
- Difficulty level of questions in the assessments are based on Board guidelines.

Materials Required

You will need the following materials for the various activities that will be conducted over the two terms of the academic year.

To be taken from the school kit	To be bought locally
Unit 1: Level M1 – Information Technology	Unit 1: Level M1 – Information Technology <ul style="list-style-type: none"> • 7 – 8 English newspapers
Unit 2: Level M2 – Technology: Angel or Devil	Unit 2: Level M2 – Technology: Angel or Devil
Unit 3: Level N1 – Fundamental Rights and Duties	Unit 3: Level N1 – Fundamental Rights and Duties <ul style="list-style-type: none"> • One toffee per student for 2 days • One half chart paper per group of four students for 2 days • One half chart paper per group of five students
Unit 4: Level N2 – Growing Up <ul style="list-style-type: none"> • CRP 1 of N1 — Finding Meanings of New Words 	Unit 4: Level N2 – Growing Up <ul style="list-style-type: none"> • Sellotape • Four half chart papers per group • One chart paper per group • One white A4-sized paper per group
Unit 5: Level O1 – Diversity	Unit 5: O1 – Diversity <ul style="list-style-type: none"> • Two chart papers • One black marker • Sellotape • Sketch pens
Unit 6: Level O2 – Diversity	Unit 6: O2 – Diversity
Unit 7: Level P1 – Poetry	Unit 7: P1 – Poetry <ul style="list-style-type: none"> • One ball • 2 Half chart papers per group • One A4 sized paper per group • One fourth chart paper per group
Unit 8: Level P2 – Poetry <ul style="list-style-type: none"> • One counter per student • One dice per group 	Unit 8: P2 – Poetry <ul style="list-style-type: none"> • One chart paper • Sellotape • 2 Half chart papers per group